

GREASE SEPARATOR

Without sludge trap

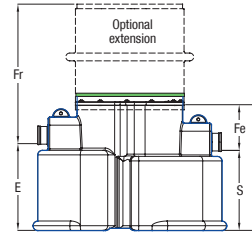
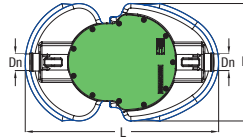
From **1,5**
to **28 l/s**

- Polyethylene tank produced by rotomoulding.
- Polyethylene inlet/outlet device with nitrile sleeve.
- Polyethylene cover for pedestrian traffic, closed by screws on sleeve.

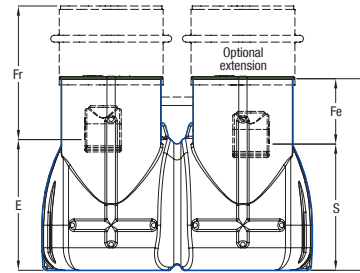
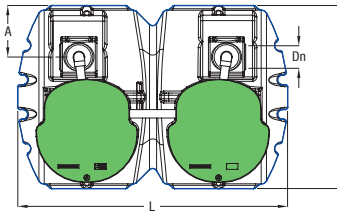
OPTIONS

(see page 46 & 47)

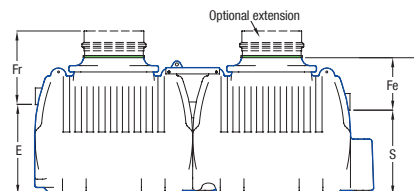
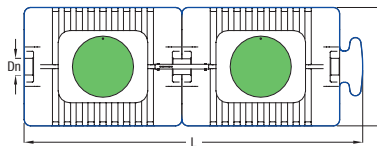
- Extension of cover.
- Visual and audible alarm.



| Ref EG15 | Nominal size | L | P | H | E | S | Fe | Dn | Volume Separator | Weight | Optional extension | | | |
|----------|--------------|------|------|------|------|------|-----|-----|------------------|--------|--------------------|------------|--------|-------------|
| | | | | | | | | | | | H 700 | Fr min max | H 1000 | Fr min max |
| EG1501C | 1,5 | 1282 | 780 | 831 | 575 | 530 | 301 | 110 | 340 | 37 | RE107G | 710 960 | - | - |
| EG1502C | 2 | 1282 | 780 | 1064 | 808 | 763 | 301 | 110 | 480 | 43 | | | | |
| EG1503C | 3 | 1282 | 780 | 1261 | 1005 | 960 | 301 | 110 | 720 | 54 | | | | |
| EG1504C | 4 | 1882 | 1160 | 1066 | 805 | 728 | 338 | 110 | 1000 | 99 | RE207G | 660 960 | RE210G | 710 1310 |
| EG1506C | 6 | 1882 | 1160 | 1293 | 1032 | 955 | 338 | 110 | 1440 | 112 | | | | |
| EG1507C | 7 | 1882 | 1160 | 1441 | 1163 | 1086 | 355 | 160 | 1680 | 120 | | | | |
| EG1510C | 10 | 1882 | 1160 | 1808 | 1530 | 1453 | 355 | 160 | 2400 | 141 | | | | |



| Ref EG15 | Nominal size | L | P | H | E | S | Fe | Dn | A | Volume Separator | Weight | Optional extension | | | |
|----------|--------------|------|------|------|------|------|-----|-----|-----|------------------|--------|--------------------|-------------|--------|-------------|
| | | | | | | | | | | | | H 700 | Fr min max | H 1000 | Fr min max |
| EG1512C | 12 | 2400 | 1624 | 1700 | 1160 | 1120 | 580 | 200 | 457 | 3360 | 224 | RE207G | 940 1240 | RE210G | 990 1590 |
| EG1516C | 16 | 2450 | 1700 | 2072 | 1532 | 1492 | 580 | 200 | 457 | 4060 | 243 | | | | |



| RSizef GE | Size l/s | L | P | H | E | S | Fe | Dn | Volume Separator | Weight | Nbre | Optional extension | | | |
|-----------|----------|------|------|------|------|------|-----|-----|------------------|--------|------|--------------------|-------------|-----------------|--------------|
| | | | | | | | | | | | | H 250 to 450 mm | Fr min max | H 430 to 600 mm | Fr min max |
| G14E | 14 | 2292 | 1500 | 1730 | 1140 | 1070 | 660 | 160 | 3400 | 166 | 1 | ETR47ET | 840 1080 | ETR65ET | 1020 1190 |
| G28E | 28 | 4292 | 1500 | 1730 | 1140 | 1070 | 660 | 200 | 6800 | 318 | 2 | | | | |

Dimensions are given in mm, weights in kg, volumes in liters.

EG15 ELLIPSE range TN 1,5 • 2 • 3 • 4 • 6 • 7 • 10 • 12 • 16

GE ARONDE range TN 14 • 28

Oil separator
Polyethylene Steel Options

Grease separator
Polyethylene Steel Options

Installation