

**From 1 to 20 l/s**

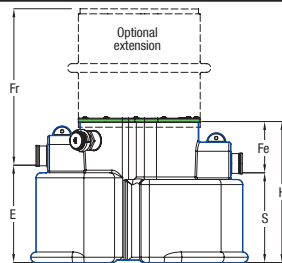
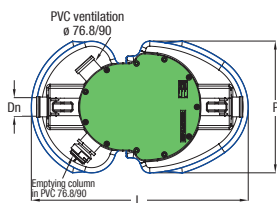
# GREASE SEPARATOR

## With sludge trap & emptying column

- Polyethylene tank produced by rotomoulding.
- Polyethylene inlet/outlet device with nitrile sleeve.
- Polyethylene partition.
- Polyethylene cover for pedestrian traffic, closed by screws on sleeve.
- Emptying column dn 76.8/90, in PVC pressure with symetric union dn 80

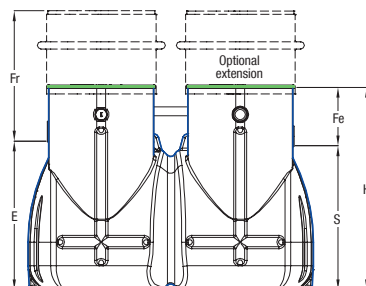
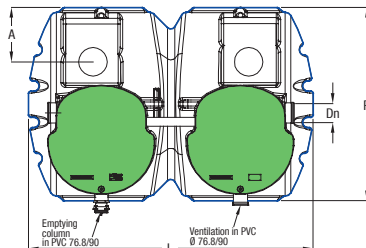
**OPTIONS**  
(see page 46 & 47)

- Extension of cover.
- Visual and audible alarm.



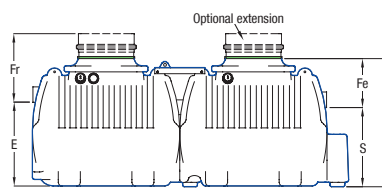
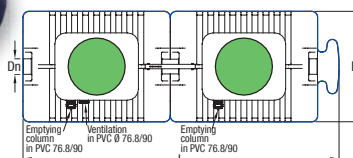
**EG10 ELLIPSE range**  
TN 1 • 1,5 • 2 • 3 • 4 • 5 • 6 • 8 • 10 • 12

Ref EG10	Nominal size	L	P	H	E	S	Fe	Dn	Volume		Weight	Optional extension			
									Sludge trap	Separator		H 700	Fr min max	H 1000	Fr min max
EG1000C	1	1282	780	831	575	530	301	110	100	260	44	RE107G	710 960	-	-
EG1001C	1,5	1282	780	1064	808	763	301	110	150	360	50				
EG1002C	2	1282	780	1261	1005	960	301	110	200	480	61				
EG1003C	3	1882	1160	1066	805	728	338	110	300	720	108	RE207G	660 960	RE210G	710 1310
EG1004C	4	1882	1160	1293	1032	955	338	110	400	1050	121				
EG1005C	5	1882	1160	1441	1163	1086	355	160	500	1200	129				
EG1006C	6	1882	1160	1808	1530	1453	355	160	600	1650	150				



Ref EG10	Nominal size	L	P	H	E	S	Fe	Dn	A	Volume		Weight	Optional extension			
										Sludge trap	Separator		H 700	Fr min max	H 1000	Fr min max
EG1008C	8	2400	1624	1700	1250	1210	490	160	887	800	2460	237	RE207G	850 1150	RE210G	900 1500
EG1010C	10	2400	1624	2072	1622	1582	490	160	887	1000	3090	259				
EG1012C	12	2450	1700	2072	1532	1492	580	200	457	1200	2890	269				

**DGA ARONDE range**  
TN 20



Ref DGAE	Nominal size	L	P	H	E	S	Fe	Dn	Volume		Weight	Optional extension			
									Sludge trap	Separator		H 250 to 450 mm	Fr min max	H 430 to 600 mm	Fr min max
DGA20E	20	4292	1500	1730	1140	1070	660	200	2000	4800	330	ETR47ET	840 1040	ETR65ET	1020 1190

Dimensions are given in mm, weights in kg, volumes in liters.

Oil separator  
Polyethylene Steel Options

Grease separator  
Polyethylene Steel Options

Installation