

All Cast-iron Sewage Pump

ADVS Series

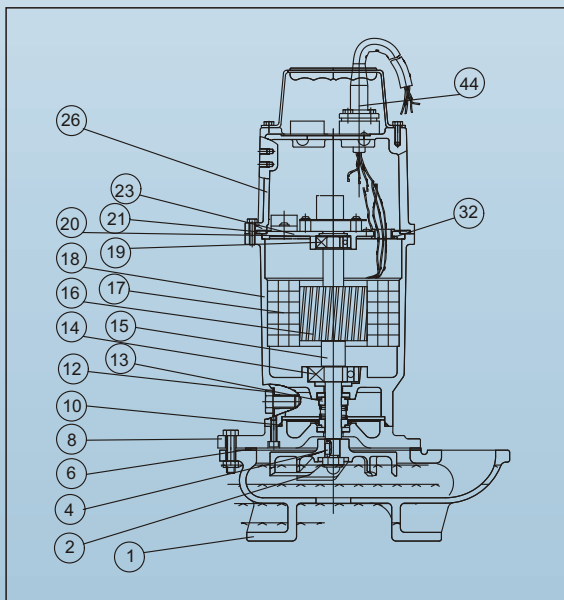
FEATURES 2 Pole motors

- ▲ **Semi-Vortex impeller**
offers non-clog operation with high pumping efficiency and allows pumping the waste water containing impurities under 70% of the discharge size.
- ▲ **Easy Maintenance:**
For the semi-vortex design with no strainer or close tolerance suction cover, only 3 or 4 bolts need to be removed for quick and easy maintenance.
- ▲ **Double Mechanical Seal in Oil Chamber**
provides strong and reliable shaft sealing.
- ▲ **Protector:**
Quick acting dual response provides protection against overload.
- ▲ **Automatic Operation:**
Equipped with float switch and control box is optional.

APPLICATIONS

- ▲ Ideal for waste water applications containing soft or fibrous solids.
- ▲ Industrial waste water drainage.
- ▲ Septic effluent.
- ▲ Miscellaneous drainage.

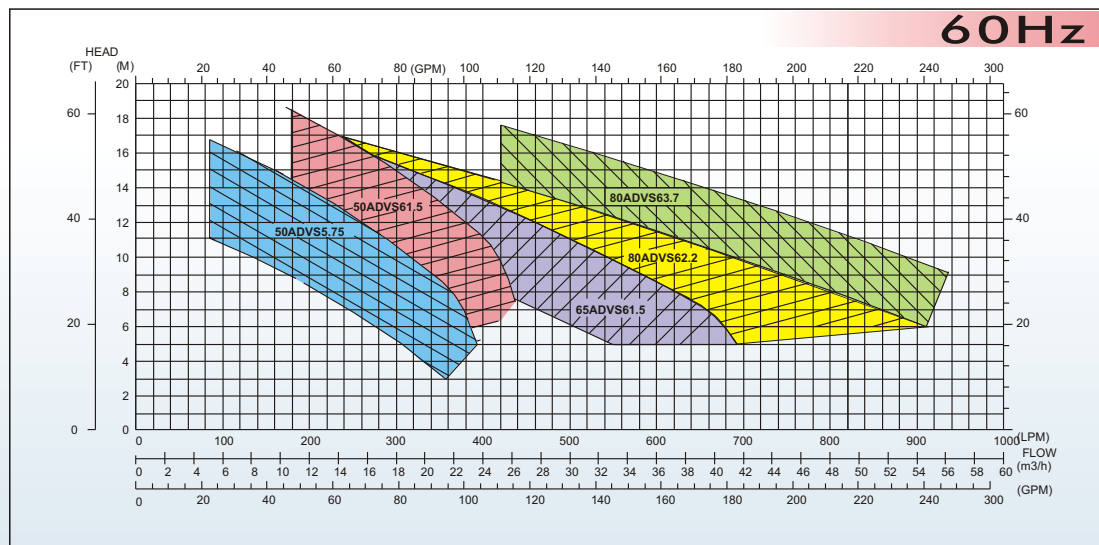
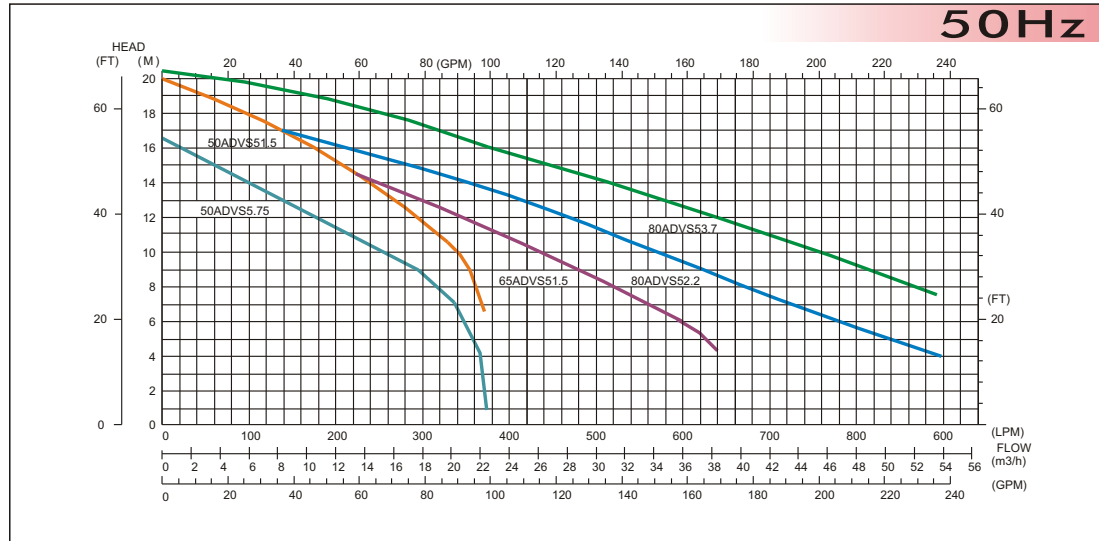
CONSTRUCTION



NO	Description	Material
1	Handle	STEEL PLATED
3	Motor Cover	FC200
4	Wave Spring	STEEL PLATED
5	Bearing	CNM5K
7	O-ring	NBR
8	Motor Housing	FC200
9	Stator	LAMINATED STEEL
10	Rotor	LAMINATED STEEL
11	Shaft	SUS410
12	Bearing	CNM5K
16	Bearing Safe	FC200
18	Oil Seal	NBR
19	O-ring	NBR
20	Mechanical Seal	DOUBLE CA/CE
21	O-ring	NBR
24	Seal Plate	FC200
25	C Key	STEEL
26	Impeller	FC250
27	Pump Casing	FC200
28	Impeller Nut	SUS410
32	Bottom Plate	FC200
40	Oil Plug	STEEL
44	Cord	HRNF07



PERFORMANCE CURVE



Control Box and Float Switch.

When the water rises the float switch will automatically send the currents to the pump in order to control it. When the water level lessens the float ball will lower itself and turn off the pump by way of the magnetic switch.

SPECIFICATION

Model	Output		Outlet		Rated		Maximum		Dimension	Weight	3 Phase	Solid Dia.	Cycle
	HP	W	mm	Inch	Head(M)	Flow(l/m)	Head(M)	Flow(l/m)	L x W x H (mm)	Kg	Pole	Passed(mm)	Hz
50ADVS5.75	1	0.75	50	2"	8	160	14	320	250x172x400	19	2	33	50/(60)
50ADVS51.5	2	1.5	50	2"	12	230	20	350	250x176x445	27	2	31	50/(60)
65ADVS51.5	2	1.5	65	2.5"	9	330	15	600	245x200x600	34	2	45	50/(60)
80ADVS52.2	3	2.2	80	3"	11	550	18	1000	280x233x723	31	2	50	50/(60)
80ADVS53.7	5	3.7	80	3"	12	650	21	1000	280x233x723	60	2	55	50/(60)